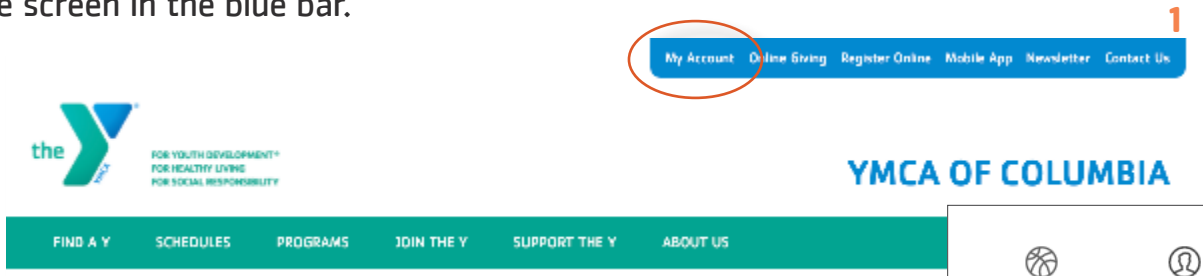
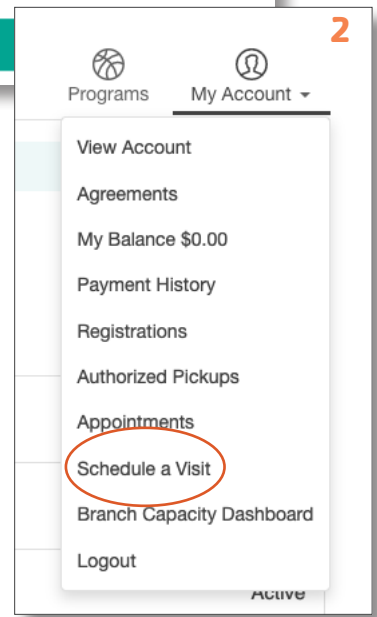


HOW TO REGISTER FOR CHILD WATCH

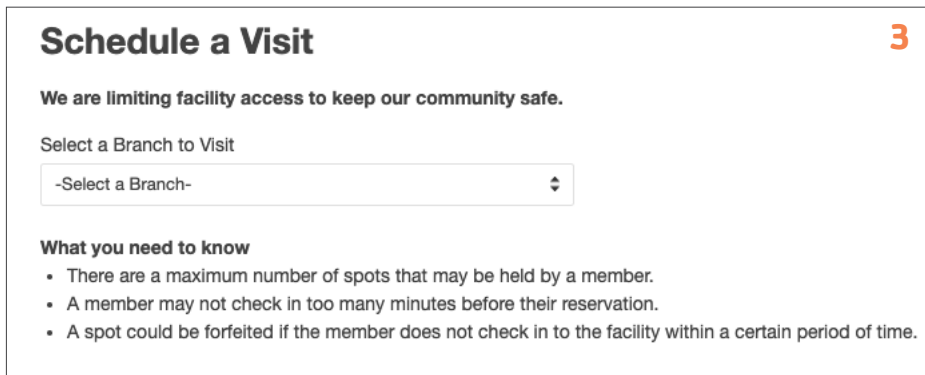
1. Visit **www.columbiaymca.org** and sign into your account. Located at the top of the screen in the blue bar.



2. In the top right corner click on the 'My Account' drop down menu and select 'Schedule a Visit.'



3. Select the branch you wish to visit in the drop down menu. Then Click on the blue 'Schedule a Visit' button.



4. Select the box next to the child you wish to register. Then click on 'Next'.

5. Select the day and time periods you would like to reserve. Only one day at a time may be selected, but you can select multiple time slots, ex. 6:30 pm and 7:00 pm. Then click on 'Book Appointment'. Appointments MUST be made at least one hour in advance.

